



Meraklı Minik dergisinin Mart 2023 sayısının ekidir.

### **Kart Kutusunun Yapılışı**

Kutuyu kartondan ayırın. Üzerindeki yarım daire şeklinde kesikli bölümü parmağınızla hafifçe bastırarak açın. Kutuyu tüm kat yerlerinden arkaya katlayın. Beyaz kulakçıklarına yapıştırıcı sürün. Kulakçıkları, pembe olanlar dışta kalacak şekilde birbirine yapıştırın. Kutunuz hazır. Dergimizin ekindeki kartları bu kutuya koyabilirsiniz.

Meraklı  
Minik 







Meraklı  
Minik 

Meraklı  
Minik 

Meraklı  
Minik 

Meraklı  
Minik 

Meraklı  
Minik 



Meraklı  
Minik 



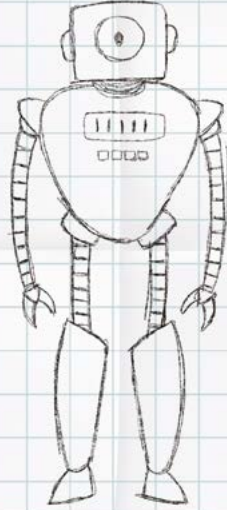



Meraklı  
Minik 

Meraklı  
Minik 

Meraklı  
Minik 

Meraklı  
Minik 

Meraklı  
Minik 



Meraklı  
Minik 

Meraklı  
Minik 

Meraklı  
Minik 

Meraklı  
Minik 

Meraklı  
Minik 

Meraklı  
Minik 



